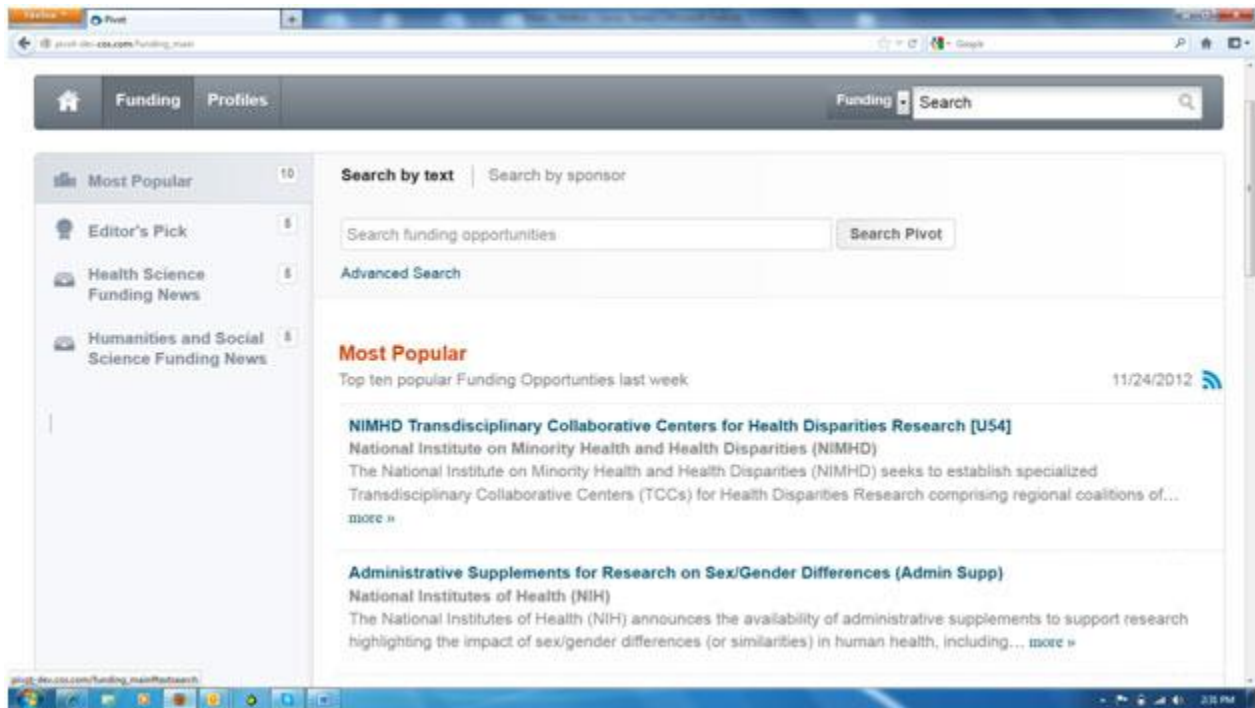


## Funding Homepage and Searching

The Funding Homepage of Pivot enables users to see the most popular funding opps from a given week, top funding picks (“Editor’s Pick”) from the Editorial team, and funding news on Health Sciences, Humanities, and Social Sciences. These newsletters are also available via RSS Feed. [not very useful]

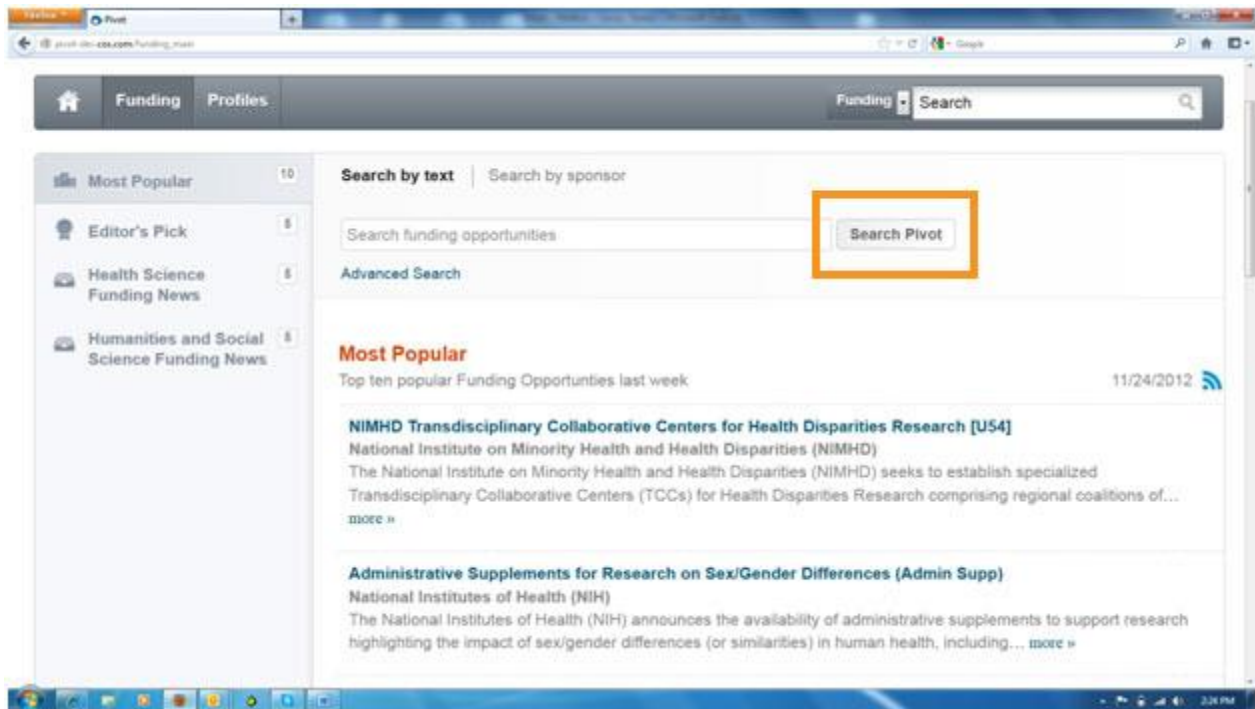
You can also conduct a **Quick** or **Advanced** search from the Funding homepage.



## Funding Quick Search

The Pivot Quick Search is an easy way to conduct a broad search of the funding opportunities available. There are two options for quick searching:

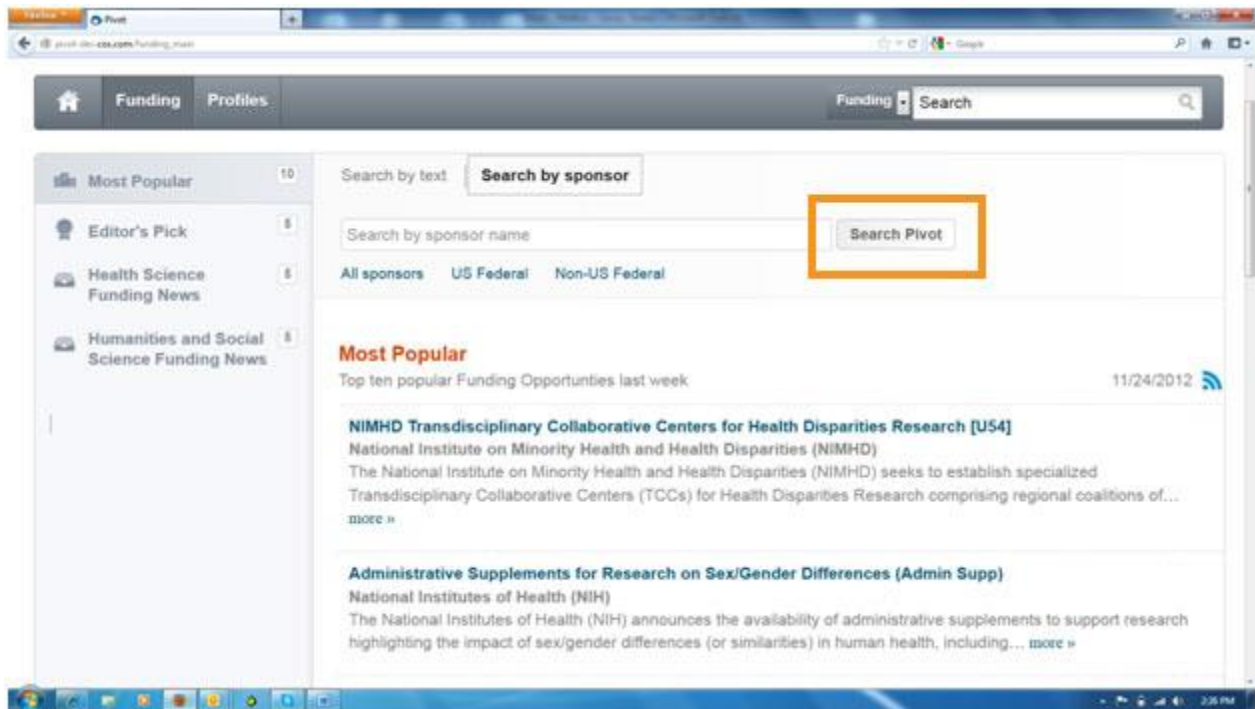
- By Text
- By Sponsor



**By Text** – Searching for funding by text allows you to easily search across all fields in a Funding Opportunity providing you with broad search results. Boolean operators AND, OR, and NOT can be used within the text search box. Use quotations for exact phrase searching.

Examples:

- *Baseball AND Football* will retrieve all records containing both the words baseball and football
- *Baseball OR Football* will retrieve all records containing either the words baseball or football
- *Baseball NOT Football* will retrieve all records containing the word baseball without the word football
- *“Baseball Football”* will only retrieve records containing the exact phrase “baseball football.”



**By Sponsor** - Searching by sponsor allows you to search our entire list of sponsors using the blank space provided or to browse the sponsor list alphabetically by: All Sponsors, US Federal Sponsors, or Non-US Federal sponsors. To search for a specific sponsor and find all open opportunities from that sponsor, type the sponsor name in the blank space.

**Note:** Many Sponsor names are listed under the name of their larger controlling entity.

Examples:

- The *National Institutes of Health (NIH)* is listed as one of the departments in the *United States Department of Health and Human Services*, under "U"
- The *Joint Research Centre (JRC)* is listed under "E" for *European Commission*

To **browse** the sponsor list alphabetically, click on your choice of sponsor subsets—All Sponsors, US Federal Sponsors, or Non-US Federal sponsors. Please note that if the sponsor name is hyperlinked, the sponsor currently has open opportunities. Clicking on the hyperlinked sponsor name will take you to all open opportunities available from that sponsor. If you see a sponsor name in gray, the sponsor does not currently have any open opportunities, but they are a sponsor that we monitor and for which we may have something available in the future.

## Funding Advanced Search

The **Advanced Search** allows you to construct a targeted, field-specific search using search boxes, browsing windows, and pick lists. The rows of text boxes at the top of the page can assist you in creating a Boolean search using OR and AND. Note that the text boxes in a single row are

connected by OR and multiple rows are automatically AND-ed together by default.

*Note:* There are no required fields for conducting an Advanced Search. Enter only information in those fields you wish to search.

**Boolean Operators AND, OR, and NOT can be used within any search field.**

- *Baseball AND Football* will retrieve all records containing both the words baseball and football.
- *Baseball OR Football* will retrieve all records containing either the words baseball or football.
- *Baseball NOT Football* will retrieve all records containing the word baseball without the word football.

**To Conduct an Advanced Search:**

First log onto Pivot and select the Funding Tab. From there, click “Advanced Search.”

1. Choose a matching option. These options allow you to either narrow or broaden your search criteria depending on your selection.
  - **Match all of the Fields**  
This will retrieve records including ALL of your selected search criteria. This is similar to the Boolean operator AND. This is the default option and is used unless another option is selected.  
  
**Example:** Selecting AIDS as a KEYWORD and selecting Private Foundation as the SPONSOR TYPE will retrieve all funding opportunities dealing with AIDS from private foundations.
  - **Match Any of the Fields**  
This will retrieve records including ANY of your selected criteria. This is similar to the Boolean operator OR.  
  
**Example:** Selecting AIDS as a KEYWORD and typing National Institutes of Health in the SPONSOR field will retrieve all funding opportunities that have the COS keyword AIDS, as well as all funding opportunities from the National Institutes of Health, whether or not they fund AIDS research.

2. Make a selection from the drop-down (**All fields, Abstract, Title, Sponsor, or Sponsor ID**). Complete as many boxes and rows as needed. You can include additional rows by clicking on the **Add another row** link.
3. In the Search Fields area, enter the information in the fields relevant to your search. You can display additional search areas: **Amount, Deadlines, Limited Submission/ Internal Coordination, Activity Location, Citizenship, Funding Type, Keywords, Requirements, or Sponsor Type**.
4. At the bottom of the page, you can exclude fields from your search. You can exclude any combination of terms as well as exclude information in the areas mentioned above.

The screenshot displays the 'Funding Advanced Search' interface. At the top, there is a navigation bar with 'Funding' and 'Profiles' tabs, and a search bar. Below this, the main heading is 'Funding Advanced Search'. The search criteria section includes two radio buttons: 'Match all of the fields' (selected) and 'Match any of the fields'. There are three rows of search criteria, each with a dropdown menu set to 'All Fields' and three empty text input fields. A 'Search' button and a 'Clear All' link are positioned to the right. Below the search criteria, there is a link to 'Add another row' and a 'Clear' link. At the bottom, there is a list of expandable search areas: Amount, Deadlines, Limited Submission, Activity Location, Citizenship or Residency, and Funding Type.